

## The hammer-in plug for a simple, fast and economical installation

5 Frame fixings / Stand-off installation



Timber sub-structures



Cable ducts

### VERSIONS

- zinc-plated steel
- stainless steel

### BUILDING MATERIALS

- Concrete
- Solid sand-lime brick
- Building brick
- Natural stone
- Solid brick made from lightweight concrete
- Aerated concrete
- Solid panel made from gypsum
- Vertically perforated brick
- Perforated sand-lime brick
- Hollow blocks made from lightweight concrete

### CHARACTERISTICS



### ADVANTAGES

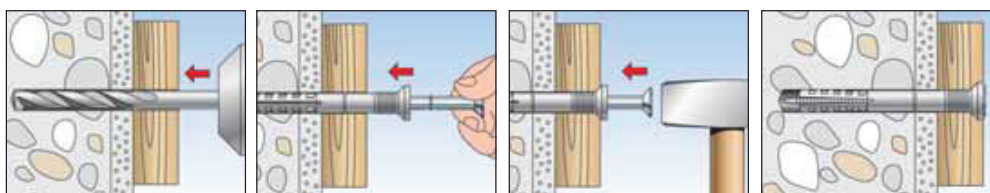
- The rapid hammerset installation reduces the amount of time required and allows for an economic series installation.
- The integrated hammer-in stop prevents the plug from expanding prematurely (jamming), thus enabling a problem-free installation.
- Together with the cross-slot recess, the thread of the nail screw allows the screw to be removed, thus allowing for subsequent dismantling.
- The wide range of diameters, usage lengths and head shapes provides the correct plug for every fixing.

### APPLICATIONS

- Substructures made of wood and metal
- Wall connection or plaster profiles
- Slides
- Sheets
- Cable and pipe clips
- Punched tapes

### FUNCTIONING

- The Hammerfix N is suitable for push-through installation.
- When hammered in, the nail screw causes the plug to expand in two directions, thus providing a secure anchoring in the building material.
- Countersunk head plugs are recommended for the installation of timber constructions; in the case of metal constructions, use flat-head plugs, and use pan-head plugs for long holes.



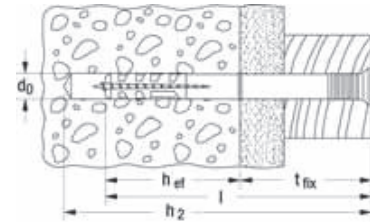
## TECHNICAL DATA



Hammerfix **N-S** with nail, pre-assembled



Hammerfix **N-S A2** with stainless steel A2 nail, pre-assembled



Item	zinc-plated steel	stainless steel A2	Drill hole diameter $d_0$ [mm]	Effect. anchorage depth $h_{ef}$ [mm]	Anchor length $l$ [mm]	Min. drill hole depth for through fixings $h_2$ [mm]	Max. fixture thickness $t_{fix}$ [mm]	Sales unit [pcs]
	Art.-No.	Art.-No.						
	gvz	A2						
<b>N 5 x 30/5 S (100)</b>	050395 2)	050370	5	25	30	45	5	100
<b>N 5 x 30/5 S (200)</b>	513732 2)	—	5	25	30	45	5	200
<b>N 5 x 40/15 S (100)</b>	050351	—	5	25	40	55	15	100
<b>N 5 x 40/15 S (200)</b>	513733 2)	—	5	25	40	55	15	200
<b>N 5 x 50/25 S (100)</b>	050352	—	5	25	50	65	25	100
<b>N 5 x 50/25 S (200)</b>	513734 2)	—	5	25	50	65	25	200
<b>N 6 x 40/10 S (50)</b>	050354	050372	6	30	40	55	10	50
<b>N 6 x 40/10 S (100)</b>	048788	—	6	30	40	55	10	100
<b>N 6 x 40/10 S (200)</b>	513834 2)	—	6	30	40	55	10	200
<b>N 6 x 60/30 S (50)</b>	050355	050373	6	30	60	75	30	50
<b>N 6 x 60/30 S (100)</b>	048789	—	6	30	60	75	30	100
<b>N 6 x 60/30 S (200)</b>	513835 2)	—	6	30	60	75	30	200
<b>N 6 x 80/50 S (50)</b>	050353	—	6	30	80	95	50	50
<b>N 6 x 80/50 S (100)</b>	048790	—	6	30	80	95	50	100
<b>N 6 x 80/50 S (200)</b>	513836 2)	—	6	30	80	95	50	200
<b>N 8 x 60/20 S (50)</b>	050356	050374	8	40	60	75	20	50
<b>N 8 x 60/20 S (100)</b>	048791	—	8	40	60	75	20	100
<b>N 8 x 80/40 S (50)</b>	050358	050375	8	40	80	95	40	50
<b>N 8 x 80/40 S (100)</b>	048792	—	8	40	80	95	40	100
<b>N 8 x 100/60 S (50)</b>	050357	050376	8	40	100	115	60	50
<b>N 8 x 100/60 S (100)</b>	048793	—	8	40	100	115	60	100
<b>N 8 x 120/80 S (50)</b>	050359	—	8	40	120	135	80	50
<b>N 8 x 120/80 S (100)</b>	048794	—	8	40	120	135	80	100
<b>N 10 x 100/50 S (50)</b>	050346 1)	—	10	50	100	115	50	50
<b>N 10 x 135/85 S (50)</b>	050347 1)	—	10	50	135	150	85	50
<b>N 10 x 160/110 S (50)</b>	050348 1)	—	10	50	160	175	110	50
<b>N 10 x 230/180 S (50)</b>	050335 1)	—	10	50	230	245	180	50

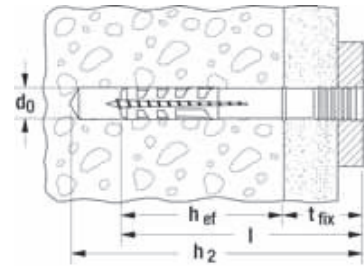
1) not pre-assembled

2) also specially suitable for fischer Pipe clips FC, see chapter Electrical fixings.

## TECHNICAL DATA



Hammerfix **N-F** with cylindrical head and nail, pre-assembled



Item	Art.-No.	Drill hole diameter $d_0$ [mm]	Effect. anchorage depth $h_{ef}$ [mm]	Anchor length $l$ [mm]	Min. drill hole depth for through fixings $h_2$ [mm]	Max. fixture thickness $t_{fix}$ [mm]	Sales unit [pcs]
N 5 x 25/1 F (100)	514872	5	25	25	40	1	100
N 5 x 25/1 F (200)	514873	5	25	25	40	1	200
N 5 x 30/5 F (100)	513736	5	25	30	45	5	100
N 5 x 30/5 F (200)	513739	5	25	30	45	5	200
N 5 x 40/15 F (100)	513737	5	25	40	55	15	100
N 5 x 40/15 F (200)	513740	5	25	40	55	15	200
N 5 x 50/25 F (100)	513738	5	25	50	65	25	100
N 5 x 50/25 F (200)	513741	5	25	50	65	25	200
N 6 x 35/5 F (100)	522948	6	30	35	40	5	100
N 6 x 40/10 F (50)	513837	6	30	40	55	10	50
N 6 x 40/10 F (100)	513840	6	30	40	55	10	100
N 6 x 40/10 F (200)	513843	6	30	40	55	10	200
N 6 x 60/30 F (50)	513838	6	30	60	75	30	50
N 6 x 60/30 F (100)	513841	6	30	60	75	30	100
N 6 x 60/30 F (200)	513844	6	30	60	75	30	200
N 6 x 80/50 F (50)	513839	6	30	80	95	50	50
N 6 x 80/50 F (100)	513842	6	30	80	95	50	100
N 6 x 80/50 F (200)	513845	6	30	80	95	50	200
N 8 x 60/20 F (50)	513697	8	40	60	75	20	50
N 8 x 60/20 F (100)	513701	8	40	60	75	20	100
N 8 x 80/40 F (50)	513698	8	40	80	95	40	50
N 8 x 80/40 F (100)	513702	8	40	80	95	40	100
N 8 x 100/60 F (50)	513699	8	40	100	115	60	50
N 8 x 100/60 F (100)	513703	8	40	100	115	60	100
N 8 x 120/80 F (50)	513700	8	40	120	135	80	50
N 8 x 120/80 F (100)	513704	8	40	120	135	80	100

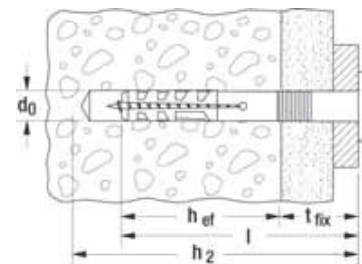
## TECHNICAL DATA



Hammerfix **N-P** with flat edge and nail, pre-assembled



Hammerfix **N-P A2** with flat edge and stainless steel A2 nail, pre-assembled



	zinc-plated steel	stainless steel A2	Drill hole diameter	Effect. anchorage depth	Anchor length	Min. drill hole depth for through fixings	Max. fixture thickness	Sales unit
	Art.-No.	Art.-No.	d <sub>0</sub> [mm]	h <sub>ef</sub> [mm]	l [mm]	h <sub>2</sub> [mm]	t <sub>fix</sub> [mm]	[pcs]
Item	gvz	A2						
<b>N 5 x 30/5 P (100)</b>	<b>050338</b>	—	5	25	30	45	5	100
<b>N 6 x 30/1 P (100)</b>	<b>514869</b>	—	6	30	30	45	1	100
<b>N 6 x 40/7 P (50)</b>	<b>050339</b>	—	6	30	40	55	7	50
<b>N 6 x 40/7 P A2 (50)</b>	—	<b>050369</b>	6	30	40	55	7	50
<b>N 6 x 40/7 P (100)</b>	<b>048795</b>	—	6	30	40	55	7	100
<b>N 6 x 40/7 P A2 (100)</b>	—	<b>092520</b>	6	30	40	55	7	100
<b>N 6 x 40/7 P (200)</b>	<b>514871</b>	—	6	30	40	55	7	200
<b>N 8 x 40/1 P (50)</b>	<b>015903</b>	—	8	40	40	55	1	50
<b>N 8 x 40/1 P (100)</b>	<b>514870</b>	—	8	40	40	55	1	100

## TECHNICAL DATA



Hammerfix **N-P K** with flat edge and plastic nail, pre-assembled



**N-S M** with nail and connection thread M 6



Hammerfix **N-S D A2** with isolating washer and nail, pre-assembled

		Drill hole diameter	Effect. anchorage depth	Anchor length	Max. fixture thickness	Min. drill hole depth for through fixings	Washer	Sales unit
	Art.-No.	d <sub>0</sub> [mm]	h <sub>ef</sub> [mm]	l [mm]	t <sub>fix</sub> [mm]	h <sub>2</sub> [mm]	[Ø mm]	[pcs]
<b>N 6 x 40/7 P K (50)</b>	<b>050342</b>	6	30	40	7	55	—	50
<b>N 6 x 40/10 S M6 (50)</b>	<b>050398</b>	6	30	40	10	55	—	50
<b>N 6 x 40/10 S D A2 (50)</b>	<b>050367</b>	6	30	40	10	55	19	50
<b>N 6 x 60/30 S D A2 (50)</b>	<b>050368</b>	6	30	60	30	75	19	50

## LOADS

### Hammerfix N

Highest recommended loads<sup>1)</sup> for a single anchor.

The given loads are valid for screw nails with the specified diameter.

Type		N5	N6 <sup>3)</sup>	N8	N10
Screw nail diameter	Ø [mm]	3,5	4	5	7
<b>Recommended loads in the respective base material F<sub>rec</sub><sup>2)</sup></b>					
Concrete	≥ C20/25 [kN]	0,20	0,25	0,27	0,33
Solid brick	≥ Mz12 [kN]	0,14	0,18	0,24	0,30
Solid sand-lime brick	≥ KS12 [kN]	0,18	0,22	0,24	0,33
Solid brick of lightweight aggregate concrete	≥ V4 [kN]	0,05	0,12	0,15	0,16
Aerated concrete	≥ PB2 [kN]	0,03	0,04	0,05	0,10
Aerated concrete	≥ PB4 [kN]	0,07	0,10	0,13	0,16

<sup>1)</sup> Includes the safety factor 4.

<sup>2)</sup> Valid for tensile load, shear load and oblique load under any angle.

<sup>3)</sup> The values have to be reduced by 50% for N 6 x 40/7 P K.